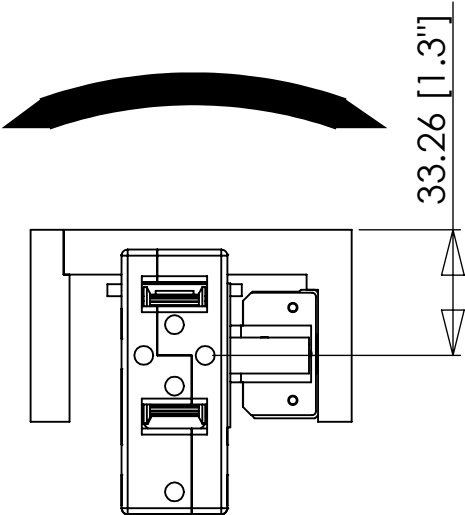
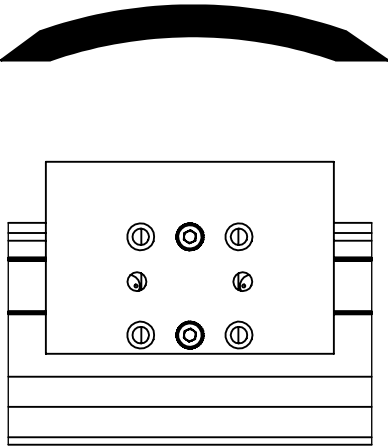


MOMENT LOADING FOR THE MSA-R15 & MAA-R15 ACTUATOR

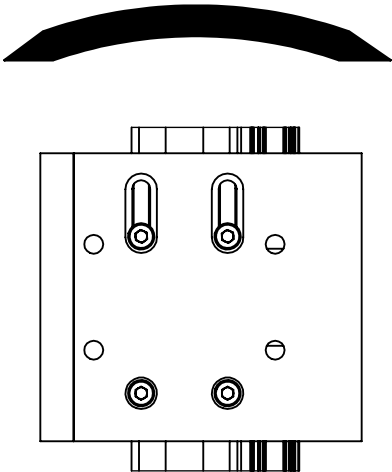
(CALCULATED FROM THE CENTERLINE OF THE GUIDE RAIL)



$M_x = 106 \text{ in-lbs, } 12 \text{ Nm}$



$M_y = 212 \text{ in-lbs, } 24 \text{ Nm}$



$M_x = 195 \text{ in-lbs, } 22 \text{ Nm}$



MACRON DYNAMICS INC